



Soda Ash Market Of Middle East/North Africa (MENA)

**Growth Rate, COVID Impact, Size, Share,
Trend, Drivers, Competitive Landscape,
Opportunity, Limitations, PESTEL Analysis,
Forecast upto 2029**



AN ISO 9001 : 2015 CERTIFIED COMPANY


<https://www.niir.org>

<https://www.entrepreneurindia.co>

<https://entrepreneurblog.in>

Introduction

Sodium carbonate, often known as soda ash, is a white powder that is utilized in a number of different sectors. It is a very adaptable chemical that has been used for a variety of things for a very long time. In addition to being used to make glass and soap, the substance can also be used to clean wastewater and neutralize acids.





Soda ash is a powerful base that can balance acids when it is in its purest form. It is also a potent detergent that works well to get rid of stubborn stains from clothes and other materials. Soda ash has evolved into a crucial component in a variety of sectors due to its wide range of applications and easy accessibility.

MENA Soda Ash market growth is fueled by the surge in utilization of soda ash in the construction and automotive industries, rising demand from soda ash in soap detergent industry and increasing adoption of soft water.

***Visit this Page for More
Information: [Start a Business in
Chemical Industry Projects](#)***

The Middle East & North Africa soda ash market size was valued at USD 425.91 million in 2022 and is projected to reach USD 629.48 million by 2029, exhibiting a CAGR of 5.77% during the forecast period 2023 - 2029.

The key factors driving the expansion of the market include increasing glass and ceramics production and increased sales of automobiles, and growing construction activities in the MENA region have created the demand for glass, which uses soda ash as raw material.

Additionally, the rising population and rising disposable income resulted in people spending more on housing and automobiles, and the growing use of detergent and container glass in the MENA region would drive the soda ash market during the forecast period of 2023-2029.

The glass industry is the largest end-use industry of soda ash, as it is utilized in the construction industry for manufacturing doors and windows and other related products. Glass is also widely used in the automotive industry to produce various parts.

Further, the oil recovery trend and emerging plant capacities are increasing the demand for soda ash.

In addition, the rising industries in the MENA region, such as chemical & metallurgy, are expected to boom the MENA soda ash market.

Related Business Plan: [Soda Ash](#)



AN ISO 9001 : 2015 CERTIFIED COMPANY



MENA soda ash market's growth is driven by its application in various applications, such as sodium carbonate heptahydrate is extensively used by the brick industry as a moistening agent to decrease the amount of water needed to extrude the clay. Due to its properties, such as a high melting point and stable but hygroscopic solid, soda ash is highly utilized in industrial manufacturing.

Read Similar Article: [Start a Manufacturing Business of Soda Ash](#)



Density Type Overview in the MENA Soda Ash Market

Based on density type, the Middle East & North African soda ash market is segmented into light and dense. The dense segment captured the largest market share, 54.53%, in 2022 and is projected to reach USD 339.70 million by 2029. The segment's growth is attributed to the growing adoption of dense soda ash to produce containers, flat glasses, paper and detergents.

They have high-density and quality products. These types have become prominent raw materials in various areas, such as the glass industry and detergent and paper production.

Read our Books Here: [Chemical Technology \(Organic, Inorganic, and Industrial\), Fine Chemicals](#)



End-Use Industry Overview in the MENA Soda Ash Market

Based on the end-use industry, Middle East & North African soda ash is segmented into glass & ceramic, soaps and detergents, paper and pulp, metallurgy, chemicals, water treatment and others. The glass & ceramic segment accounted for the largest revenue share, 38.69%, in 2022 and is anticipated to generate USD 237.70 Million by 2029.


It is due to the rising demand for glass & ceramic in the construction, automotive and electronics industries. Soda ash is utilized to manufacture flat glass, container glass and other types of glass for end uses such as architecture, automobiles, beverages, and food. By using soda ash, the melting point of silica sand is reduced, due to which the amount of energy used and carbon dioxide emissions during the glass manufacturing process can be reduced substantially.

Related Feasibility Study Report: [Soda Ash - Manufacturing Plant, Detailed Project Report, Profile, Business Plan, Industry Trends, Market Research, Survey, Manufacturing Process, Machinery, Raw Materials, Feasibility Study, Investment Opportunities, Cost and Revenue, Plant Economics](#)

Country Overview in the MENA Soda Ash Market

Based on the country, the MENA Soda Ash market is segmented into Saudi Arabia, UAE, Qatar, Kuwait, Egypt, Sudan, Algeria, Morocco, Israel, Oman and the Rest of MENA Countries.

Market Research Report: [Soda Ash Market of Middle East/North Africa \(MENA\) Growth Rate, COVID Impact, Size, Share, Trend, Drivers, Competitive Landscape, Opportunity, Limitations, PESTEL Analysis, Forecast upto 2029](#)



Egypt dominated the Middle East & North Africa soda ash market in 2022, accounting for 19.88% of the overall revenue in the same year. It is owing to the increasing population and rising disposable incomes that have resulted in people spending more on housing and automobiles, along with the growing production of glass in the MENA region, to meet the growing demands of the construction and automobile industries.

MENA Soda Ash Market: Competitive Landscape

Solvay SA, SNS International Chemicals LLC, Khair
Inorganic Chemical Industries Company – InoChem,
Siag Chemicals Group, MUSCAT BARKA Chemical
Company MBBT, Oman Chemical, Şişecam, Tata
Chemicals,

Sahand Industrial Group,
Semnan Soda Ash Co. and Others Prominent
Players are the key players in the MENA Soda Ash
market.

***Watch other Informative Video: [Soda Ash
Manufacturing Industry | Production of Sodium
Carbonate/Soda Crystals/Soda Ash/Washing Soda](#)***

Table of Contents of the Market Research Report Project

1 RESEARCH OBJECTIVE

OBJECTIVE OF THE STUDY

1.1 PRODUCT OVERVIEW

1.2 MARKET SCOPE

1.3 ANALYSIS PERIOD OF THE STUDY

1.4 DATA REPORTING UNIT

1.5 KEY STAKEHOLDERS

2 RESEARCH METHODOLOGY

2.1 RESEARCH METHODOLOGY

2.2 REGIONAL SPLIT OF PRIMARY & SECONDARY RESEARCH

2.3 SECONDARY RESEARCH

2.4 PRIMARY RESEARCH

2.4.1 Breakdown of Primary Research Respondents, By Industry Participants

2.5 MARKET SIZE ESTIMATION

2.6 ASSUMPTIONS FOR THE STUDY

3 EXECUTIVE SUMMARY

4 MENASODA ASHMARKETOVERVIEW

4.1 MENASODA ASH MARKET SIZE & FORECAST

4.2 MENASODA ASH MARKET SIZE & SHARE FORECAST, BY DENSITY TYPE

4.3 MENASODA ASH MARKET SIZE & SHARE FORECAST, BY END-USER INDUSTRY

4.4 MENASODA ASH MARKET SIZE & SHARE FORECAST, BY COUNTRY

5 SAUDI ARABIA SODA ASH MARKET OVERVIEW

5.1 SAUDI ARABIA SODA ASH MARKET SIZE & FORECAST

5.2 SAUDI ARABIA SODA ASH MARKET SIZE & SHARE FORECAST, BY DENSITY TYPE

5.3 SAUDI ARABIA SODA ASH MARKET SIZE & SHARE FORECAST, BY END-USER INDUSTRY

6 UAE SODA ASH MARKET OVERVIEW

6.1 UAE SODA ASH MARKET SIZE & FORECAST

[6.2 UAE SODA ASH MARKET SIZE & SHARE FORECAST, BY DENSITY TYPE](#)

[6.3 UAE SODA ASH MARKET SIZE & SHARE FORECAST, BY END-USER INDUSTRY](#)

[7 QATAR SODA ASH MARKET OVERVIEW](#)

[7.1 QATAR SODA ASH MARKET SIZE & FORECAST](#)

[7.2 QATAR SODA ASH MARKET SIZE & SHARE FORECAST, BY DENSITY TYPE](#)

[7.3 QATAR SODA ASH MARKET SIZE & SHARE FORECAST, BY END-USER INDUSTRY](#)

[8 KUWAIT SODA ASH MARKET OVERVIEW](#)

[8.1 KUWAIT SODA ASH MARKET SIZE & FORECAST](#)

[8.2 KUWAIT SODA ASH MARKET SIZE & SHARE FORECAST, BY DENSITY TYPE](#)

[8.3 KUWAIT SODA ASH MARKET SIZE & SHARE FORECAST, BY END-USER INDUSTRY](#)

[9 EGYPT SODA ASH MARKET OVERVIEW](#)

[9.1 EGYPT SODA ASH MARKET SIZE & FORECAST](#)

[9.2 EGYPT SODA ASH MARKET SIZE & SHARE FORECAST, BY DENSITY TYPE](#)

[9.3 EGYPT SODA ASH MARKET SIZE & SHARE FORECAST, BY END-USER INDUSTRY](#)

10 SUDAN SODA ASH MARKET OVERVIEW

10.1 SUDAN SODA ASH MARKET SIZE & FORECAST

10.2 SUDAN SODA ASH MARKET SIZE & SHARE FORECAST, BY DENSITY TYPE

10.3 SUDAN SODA ASH MARKET SIZE & SHARE FORECAST, BY END-USER INDUSTRY

11 ALGERIA SODA ASH MARKET OVERVIEW

11.1 ALGERIA SODA ASH MARKET SIZE & FORECAST

11.2 ALGERIA SODA ASH MARKET SIZE & SHARE FORECAST, BY DENSITY TYPE

11.3 ALGERIA SODA ASH MARKET SIZE & SHARE FORECAST, BY END-USER INDUSTRY

12 ISRAEL SODA ASH MARKET OVERVIEW

12.1 ISRAEL SODA ASH MARKET SIZE & FORECAST

12.2 ISRAEL SODA ASH MARKET SIZE & SHARE FORECAST, BY DENSITY TYPE

12.3 ISRAEL SODA ASH MARKET SIZE & SHARE FORECAST, BY END-USER INDUSTRY

13 OMAN SODA ASH MARKET OVERVIEW

13.1 OMAN SODA ASH MARKET SIZE & FORECAST

13.2 OMAN SODA ASH MARKET SIZE & SHARE FORECAST, BY DENSITY TYPE

13.3 OMAN SODA ASH MARKET SIZE & SHARE FORECAST, BY END-USER INDUSTRY

14 MOROCCO SODA ASH MARKET OVERVIEW

14.1 MOROCCO SODA ASH MARKET SIZE & FORECAST

14.2 MOROCCO SODA ASH MARKET SIZE & SHARE FORECAST, BY DENSITY TYPE

14.3 MOROCCO SODA ASH MARKET SIZE & SHARE FORECAST, BY END-USER INDUSTRY

15 REST OF MENA SODA ASH MARKET OVERVIEW

15.1 REST OF MENA SODA ASH MARKET SIZE & FORECAST

15.2 REST OF MENA SODA ASH MARKET SIZE & SHARE FORECAST, BY DENSITY TYPE

15.3 REST OF MENA SODA ASH MARKET SIZE & SHARE FORECAST, BY END-USER INDUSTRY

16 SUPPLY CHAIN ANALYSIS

17 MARKET DYNAMICS

17.1 DRIVERS

17.1.1 Increased production of glass to meet the growing demands of the construction and automobile industries in MENA Region

17.1.2 Rising demand in soaps and detergents industry in MENA region

17.2 LIMITATIONS

17.2.1 Availability of alternative of soda ash

17.2.2 Rising concern regarding the environmental impact of soda ash

17.3 OPPORTUNITIES

17.3.1 Growing number of wastewater treatment projects supported by government regulations in various MENA countries

17.3.2 Surging awareness pertaining to personal hygiene among consumers

17.4 TRENDS

17.4.1 Steady growth of industries such as metallurgy and chemicals in MENA Region

17.5 KEY DETAILS OF DISTRIBUTORS/DEALERS OF SODA ASH

17.6 AVERAGE PRICES OF SODA ASH IN MENA, 2019-2025

17.6.1 Manufacturers Prices to End-User Industry/Segment in (USD/Tons)

17.6.2 Competitive Prices to End-User Industry/Segment in (USD/Kg)

17.7 COMPANY MARKET SHARE ANALYSIS, 2022

17.8 PORTER'S FIVE FORCES ANALYSIS OF MENA SODA ASH INDUSTRY

17.9 PESTLE ANALYSIS

17.10 COVID IMPACT ON MENA SODA ASH MARKET

17.11 ECONOMIC IMPACT STUDY ON MENA SODA ASH MARKET

17.12 NEW INVESTMENT ANALYSIS

17.13 NEW TECHNOLOGICAL LANDSCAPE IN SODA ASH MARKET

17.14 IMPORT-EXPORT ANALYSIS OF SODA ASH IN EACH MENA COUNTRIES, 2017-2022

17.14.1 Imports Value (USD Thousand)

17.14.2 Imports Quantities (Tons)

17.14.3 Export Value (USD Thousand)

17.14.4 Export Quantities (Tons)

17.15 LIST OF KEY EXECUTIVES

18 COMPETITIVE LANDSCAPE

18.1 COMPANY PROFILES

18.1.1 Solvay SA

18.1.1.1 Business Overview

18.1.1.2 Financial Overview (USD Million)

18.1.1.3 Revenue by Business Segment, 2022

18.1.1.4 Revenue by Region, 2022

18.1.1.5 Key Soda Ash Products

18.1.1.6 Production Sites of Soda Ash

18.1.1.7 Production Capacity of Soda Ash (Million Tons)

18.1.1.8 Recent Developments

18.1.1.9 Key Personnel

18.1.1.10 SWOT Analysis

18.1.2 SNS International Chemicals LLC

18.1.2.1 Business Overview

18.1.2.2 Key Soda Ash Products

18.1.2.3 Key Personnel

18.1.2.4 SWOT Analysis

18.1.3 Khair Inorganic Chemical Industries Company - InoChem

18.1.3.1 Business Overview

18.1.3.2 Key Products

18.1.3.3 Production Sites of Soda Ash

18.1.3.4 Projected Production Capacity of Soda Ash (Tons)

18.1.3.5 Key Personnel

18.1.3.6 SWOT Analysis

18.1.4 Siag Chemicals Group

18.1.4.1 Business Overview

18.1.4.2 Financial Overview (USD Billion)

18.1.4.3 Key Products

18.1.4.4 Production Sites of Soda Ash

18.1.4.5 Key Personnel

18.1.4.6 SWOT Analysis

18.1.5 MUSCAT BARKA Chemical Company MBBT

18.1.5.1 Business Overview

18.1.5.2 Key Soda Ash Products

18.1.5.3 SWOT Analysis

18.1.6 Oman Chemical

18.1.6.1 Business Overview

18.1.6.2 Key Products

18.1.6.3 SWOT Analysis

18.1.7 Şişecam

18.1.7.1 Business Overview

18.1.7.2 Financial Overview (USD Million)

18.1.7.3 Revenue by Segment, 2022

18.1.7.4 Sales by Region, 2022

18.1.7.5 Key Products

18.1.7.6 Production Sites of Soda Ash

18.1.7.7 Global Production Capacity of Soda Ash (Million Tons)

| | |
|-----------------|--|
| <u>18.1.7.8</u> | <u>Key Personnel</u> |
| <u>18.1.7.9</u> | <u>SWOT Analysis</u> |
| <u>18.1.8</u> | <u>Tata Chemicals</u> |
| <u>18.1.8.1</u> | <u>Business Overview</u> |
| <u>18.1.8.2</u> | <u>Financial Overview (USD Million)</u> |
| <u>18.1.8.3</u> | <u>Revenue by Segment, 2022</u> |
| <u>18.1.8.4</u> | <u>Sales by Region, 2022</u> |
| <u>18.1.8.5</u> | <u>Key Products</u> |
| <u>18.1.8.6</u> | <u>Production Sites of Soda Ash</u> |
| <u>18.1.8.7</u> | <u>Global Production Capacity of Soda Ash (Million Tons)</u> |
| <u>18.1.8.8</u> | <u>Key Personnel</u> |
| <u>18.1.8.9</u> | <u>SWOT Analysis</u> |

18.1.9 Sahand Industrial Group

18.1.9.1 Business Overview

18.1.9.2 Key Soda Ash Products

18.1.9.3 SWOT Analysis

18.1.10 Semnan Soda Ash Co.

18.1.10.1 Business Overview

18.1.10.2 Key Soda Ash Products

18.1.10.3 Production Sites of Soda Ash

18.1.10.4 Global Production Capacity of Soda Ash (Tons)

18.1.10.5 Key Personnel

18.1.10.6 SWOT Analysis

Read more.....

Tags

**#Sodaashmarket, #Sodaashindustry, #Sodaashmarketsize,
#Sodaashmarketshare, #Trend, #Marketeddemand,
#Marketgrowthrate, #Marketstrategy, #Marketchivers,
#Marketinsight, #Northafricamarket, #Chemical,
#Chemicalmarket, #MENA, #Middleeastmarket, #Growthrate,
#Covidimpact, #NPCS, #Marketresearchreports, #Markettrends,
#Competitivelandscape, #Marketoportunity, #Marketlimitations,
#Pestelanalysis, #Futureprospectus, #Market, #Feasibilitystudies,
#Entrepreneur, #Consultation, #NPCS, #Business,
#Businessconsultant, #Businessfeasibilityreport, #Businessplans,
#Bestbusinessideas, #Marketstructure, #Industrysize,
#Growthdriver, #Keyfinancials, #Ratios, #GlobalIndustryAnalysis**

***NIIR PROJECT CONSULTANCY SERVICES* (NPCS)**
can provide Market Research Report on

Soda Ash Market

Of Middle East/North Africa (MENA)

See more

Market Research Report

Market Research Report: Soda Ash Market of Middle East/North Africa (MENA) Growth Rate, COVID Impact, Size, Share, Trend, Drivers, Competitive Landscape, Opportunity, Limitations, PESTEL Analysis, Forecast upto 2029

Visit us at

www.entrepreneurindia.co

www.niir.org

Take a look at
NIIR PROJECT CONSULTANCY SERVICES on
#Street View

<https://goo.gl/VstWkd>

Locate us on
Google Maps

<https://goo.gl/maps/BKkUtg9gevT2>

OUR CLIENTS

Our inexhaustible Client list includes public-sector companies, Corporate Houses, Government undertaking, individual entrepreneurs, NRI, Foreign investors, non-profit organizations and educational institutions from all parts of the World. The list is just a glimpse of our esteemed & satisfied Clients.

Click here to take a look
<https://goo.gl/G3ICjV>

Select and Choose the Right Business Startup for You

(Instant Online Project Identification and Selection)

Finding the right startup business is one of the most popular subject today. Starting a business is no easy endeavor, but the time, effort, and challenges can be worth it if you succeed. To give yourself the best chance to be successful, take your time to carefully find the right business for you. We, at NPCS, endeavor to make business selection a simple and convenient step for any entrepreneur/startup. Our expert team, by capitalizing on its dexterity and decade's long experience in the field, has created a list of profitable ventures for entrepreneurs who wish to diversify or venture. The list so mentioned is updated regularly to give you a regular dose of new emerging opportunities.

Visit: <https://www.entrepreneurindia.co/project-identification>



Download Complete List of Project Reports:

▪ Detailed Project Reports

Visit:- <https://www.entrepreneurindia.co/complete-project-list>

NPCS is manned by engineers, planners, specialists, financial experts, economic analysts and design specialists with extensive experience in the related industries.

Our Market Survey cum Detailed Techno Economic Feasibility Report provides an insight of market in India. The report assesses the market sizing and growth of the Industry. While expanding a current business or while venturing into new business, entrepreneurs are often faced with the dilemma of zeroing in on a suitable product/line.

And before diversifying/venturing into any product, they wish to study the following aspects of the identified product:

- **Good Present/Future Demand**
- **Export-Import Market Potential**
- **Raw Material & Manpower Availability**
- **Project Costs and Payback Period**

The detailed project report covers all aspect of business, from analyzing the market, confirming availability of various necessities such as Manufacturing Plant, Detailed Project Report, Profile, Business Plan, Industry Trends, Market Research, Survey, Manufacturing Process, Machinery, Raw Materials, Feasibility Study, Investment Opportunities, Cost and Revenue, Plant Economics, Production Schedule,

Working Capital Requirement, uses and applications, Plant Layout, Project Financials, Process Flow Sheet, Cost of Project, Projected Balance Sheets, Profitability Ratios, Break Even Analysis. The DPR (Detailed Project Report) is formulated by highly accomplished and experienced consultants and the market research and analysis are supported by a panel of experts and digitalized data bank.

We at NPCS, through our reliable expertise in the project consultancy and market research field, have demystified the situation by putting forward the emerging business opportunity in India along with its business prospects.....[Read more](#)

Contact us

NIIR PROJECT CONSULTANCY SERVICES

106-E, Kamla Nagar, Opp. Mall ST,

New Delhi-110007, India.

Email: npcs.ei@gmail.com , info@entrepreneurindia.co

Tel: +91-11-23843955, 23845654, 23845886

Mobile: +91-9097075054, 8800733955

Fax: +91-11-23845886

Website : www.entrepreneurindia.co , www.niir.org

Take a look at *NIIR PROJECT CONSULTANCY SERVICES* on #StreetView

<https://goo.gl/VstWkd>



Niir PROJECT CONSULTANCY SERVICES

AN ISO 9001: 2015 CERTIFIED COMPANY



www.entrepreneurindia.co

Who are we?

- One of the leading reliable names in industrial world for providing the most comprehensive technical consulting services
- We adopt a systematic approach to provide the strong fundamental support needed for the effective delivery of services to our Clients' in India & abroad

We at NPCS want to grow with you by providing solutions scale to suit your new operations and help you reduce risk and give a high return on application investments. We have successfully achieved top-notch quality standards with a high level of customer appreciation resulting in long lasting relation and large amount of referral work through technological breakthrough and innovative concepts. A large number of our Indian, Overseas and NRI Clients have appreciated our expertise for excellence which speaks volumes about our commitment and dedication to every client's success.

We bring deep, functional expertise, but are known for our holistic perspective: we capture value across boundaries and between the silos of any organization. We have proven a multiplier effect from optimizing the sum of the parts, not just the individual pieces. We actively encourage a culture of innovation, which facilitates the development of new technologies and ensures a high quality product.

What do we offer?

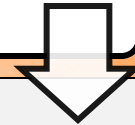
- Project Identification
- Detailed Project Reports/Pre-feasibility Reports
- Market Research Reports
- Business Plan
- Technology Books and Directory
- Industry Trend
- Databases on CD-ROM
- Laboratory Testing Services
- Turnkey Project Consultancy/Solutions
- Entrepreneur India (An Industrial Monthly Journal)

How are we different ?

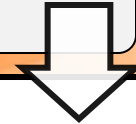
- We have two decades long experience in project consultancy and market research field
- We empower our customers with the prerequisite know-how to take sound business decisions
- We help catalyze business growth by providing distinctive and profound market analysis
- We serve a wide array of customers , from individual entrepreneurs to Corporations and Foreign Investors
- We use authentic & reliable sources to ensure business precision

Our Approach

Requirement collection



Thorough analysis of the project



Economic feasibility study of the Project



**Market potential
survey/research**



Report Compilation

Who do we Serve?

- Public-sector Companies
- Corporates
- Government Undertakings
- Individual Entrepreneurs
- NRI's
- Foreign Investors
- Non-profit Organizations, NBFC's
- Educational Institutions
- Embassies & Consulates
- Consultancies
- Industry / trade associations

Sectors We Cover

- Ayurvedic And Herbal Medicines, Herbal Cosmetics
- Alcoholic And Non Alcoholic Beverages, Drinks
- Adhesives, Industrial Adhesive, Sealants, Glues, Gum & Resin
- Activated Carbon & Activated Charcoal
- Aluminium And Aluminium Extrusion Profiles & Sections,
- Bio-fertilizers And Biotechnology
- Breakfast Snacks And Cereal Food
- Bicycle Tyres & Tubes, Bicycle Parts, Bicycle Assembling

Sectors We Cover *Cont...*

- Bamboo And Cane Based Projects
- Building Materials And Construction Projects
- Biodegradable & Bioplastic Based Projects
- Chemicals (Organic And Inorganic)
- Confectionery, Bakery/Baking And Other Food
- Cereal Processing
- Coconut And Coconut Based Products
- Cold Storage For Fruits & Vegetables
- Coal & Coal Byproduct

Sectors We Cover *Cont...*

- Copper & Copper Based Projects
- Dairy/Milk Processing
- Disinfectants, Pesticides, Insecticides, Mosquito Repellents,
- Electrical, Electronic And Computer based Projects
- Essential Oils, Oils & Fats And Allied
- Engineering Goods
- Fibre Glass & Float Glass
- Fast Moving Consumer Goods
- Food, Bakery, Agro Processing

Sectors We Cover *Cont...*

- Fruits & Vegetables Processing
- Ferro Alloys Based Projects
- Fertilizers & Biofertilizers
- Ginger & Ginger Based Projects
- Herbs And Medicinal Cultivation And Jatropha (Biofuel)
- Hotel & Hospitality Projects
- Hospital Based Projects
- Herbal Based Projects
- Inks, Stationery And Export Industries

Sectors We Cover

Cont...

- Infrastructure Projects
- Jute & Jute Based Products
- Leather And Leather Based Projects
- Leisure & Entertainment Based Projects
- Livestock Farming Of Birds & Animals
- Minerals And Minerals
- Maize Processing(Wet Milling) & Maize Based Projects
- Medical Plastics, Disposables Plastic Syringe, Blood Bags
- Organic Farming, Neem Products Etc.

Sectors We Cover *Cont...*

- Paints, Pigments, Varnish & Lacquer
- Paper And Paper Board, Paper Recycling Projects
- Printing Inks
- Packaging Based Projects
- Perfumes, Cosmetics And Flavours
- Power Generation Based Projects & Renewable Energy Based Projects
- Pharmaceuticals And Drugs
- Plantations, Farming And Cultivations
- Plastic Film, Plastic Waste And Plastic Compounds
- Plastic, PVC, PET, HDPE, LDPE Etc.

Sectors We Cover *Cont...*

- Potato And Potato Based Projects
- Printing And Packaging
- Real Estate, Leisure And Hospitality
- Rubber And Rubber Products
- Soaps And Detergents
- Stationary Products
- Spices And Snacks Food
- Steel & Steel Products
- Textile Auxiliary And Chemicals

Sectors We Cover *Cont...*

- Township & Residential Complex
- Textiles And Readymade Garments
- Waste Management & Recycling
- Wood & Wood Products
- Water Industry(Packaged Drinking Water & Mineral Water)
- Wire & Cable

MARKET RESEARCH REPORTS

Objective

- ⌘ To get a detailed scenario of the industry along with its structure and classification
- ⌘ To provide a comprehensive analysis of the industry by covering aspects like:
 - ⌘ Growth drivers of the industry
 - ⌘ Latest market trends
 - ⌘ Insights on regulatory framework
 - ⌘ SWOT Analysis
 - ⌘ Demand-Supply Situation
 - ⌘ Foreign Trade
 - ⌘ Porters 5 Forces Analysis

Objective

- ⌘ To provide forecasts of key parameters which helps to anticipate the industry performance
- ⌘ To help chart growth trajectory of a business by detailing the factors that affect the industry growth
- ⌘ To help an entrepreneur/manager in keeping abreast with the changes in the industry
- ⌘ To evaluate the competitive landscape of the industry by detailing:
 - ⌘ Key players with their market shares
 - ⌘ Financial comparison of present players

Clientele

- ⌘Venturist/Capitalists
- ⌘Entrepreneur/Companies
- ⌘Industry Researchers
- ⌘Investment Funds
- ⌘Foreign Investors, NRI's
- ⌘Project Consultants/Chartered Accountants
- ⌘Banks
- ⌘Corporates

[Click here for list](#)

Data Sources



Scope & Coverage



Our Team

- ⌘ Our research team comprises of experts from various financial fields:
- ⌘ MBA's
- ⌘ Industry Researchers
- ⌘ Financial Planners
- ⌘ Research veterans with decades of experience

Structure of the Report

- 1. Overview
- 2. Market Analysis
 - 2.1 Growth Drivers
 - 2.2 Emerging Trends in the Industry
 - 2.3 Regulatory Framework
 - 2.4 SWOT Analysis
 - 2.5 Herfindahl–Hirschman Index (HHI)
- 3. Market Forecasts
- 4. Key Players

Structure of the Report

Cont

- ⌘5. Key Financials and Analysis
 - ⌘5.1 Contact Information
 - ⌘5.2 Key Financials
 - ⌘5.3 Financial comparison
- ⌘6. Industry Size & Outlook

Take a look at *NIIR PROJECT CONSULTANCY SERVICES* on
#Street View

<https://goo.gl/VstWkd>

Contact us

NIIR PROJECT CONSULTANCY SERVICES

106-E, Kamla Nagar, Opp. Mall ST,
New Delhi-110007, India.

Email: npcs.ei@gmail.com , info@entrepreneurindia.co

Tel: +91-11-23843955, 23845654, 23845886

Mobile: +91-9097075054, 8800733955

Fax: +91-11-23845886

Website : www.entrepreneurindia.co , www.niir.org

Take a look at ***NIIR PROJECT CONSULTANCY SERVICES*** on #StreetView

<https://goo.gl/VstWkd>



Follow us



➤ <https://www.linkedin.com/company/niir-project-consultancy-services>



➤ <https://www.facebook.com/NIIR.ORG>



➤ <https://www.youtube.com/user/NIIRproject>



➤ https://twitter.com/npcs_in



➤ <https://www.pinterest.com/npcsindia/>

Thank You

For more information, visit us at:

www.niir.org

www.entrepreneurindia.co